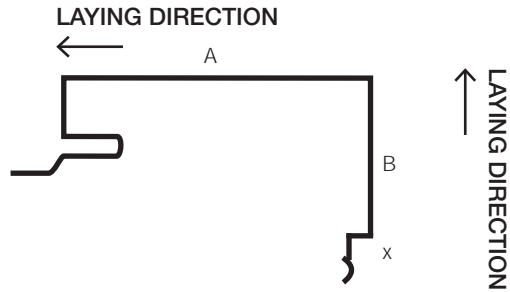


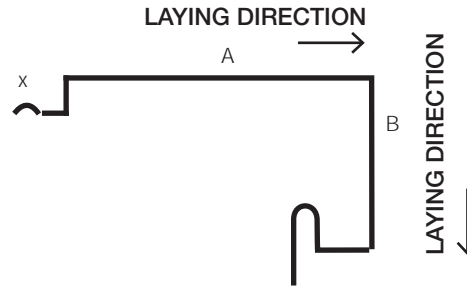
COLOUR: \_\_\_\_\_

CUSTOMER: \_\_\_\_\_

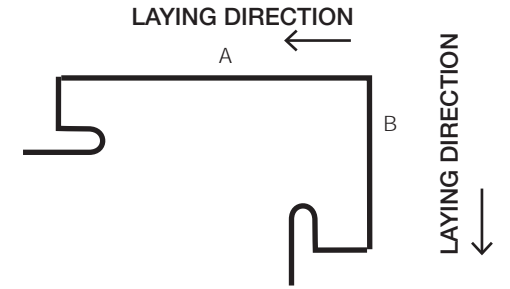
## CORNER PANELS



A = \_\_\_\_\_ mm  
 B = \_\_\_\_\_ mm (A + B cannot total more than 650mm)  
 X Recess = \_\_\_\_\_ mm (Default 15mm)  
 Quantity \_\_\_\_\_  Stop Ends  
 Length \_\_\_\_\_



A = \_\_\_\_\_ mm  
 B = \_\_\_\_\_ mm (A + B cannot total more than 650mm)  
 X Recess = \_\_\_\_\_ mm (Default 15mm)  
 Quantity \_\_\_\_\_  Stop Ends  
 Length \_\_\_\_\_

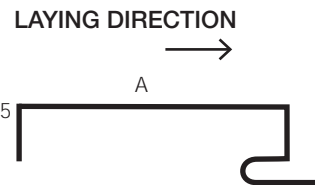


A = \_\_\_\_\_ mm  
 B = \_\_\_\_\_ mm (A + B cannot total more than 650mm)  
 Quantity \_\_\_\_\_  Stop Ends  
 Length \_\_\_\_\_


## STARTER PANELS



A = \_\_\_\_\_ mm  
 Quantity \_\_\_\_\_  Stop Ends  
 Length \_\_\_\_\_

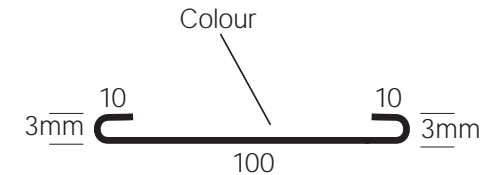


A = \_\_\_\_\_ mm  
 Quantity \_\_\_\_\_  Stop Ends  
 Length \_\_\_\_\_



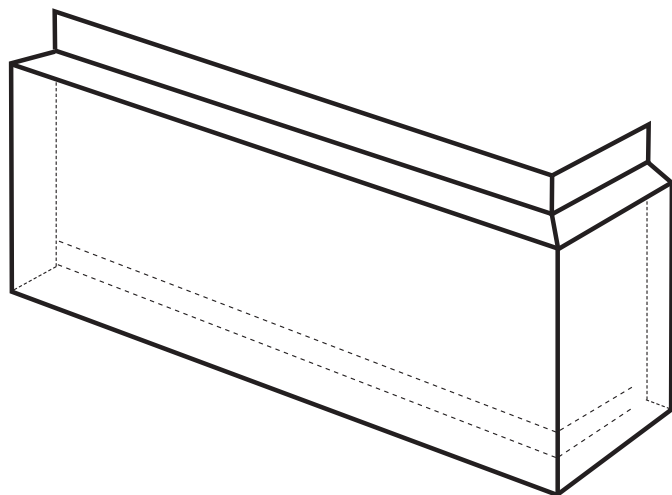
A = \_\_\_\_\_ mm  
 Quantity \_\_\_\_\_  Stop Ends  
 Length \_\_\_\_\_

## BACKING PLATE



Quantity \_\_\_\_\_  
 Length \_\_\_\_\_

## MITRED PANEL



A

A = \_\_\_\_\_mm  
X = \_\_\_\_\_mm (Default 15mm)

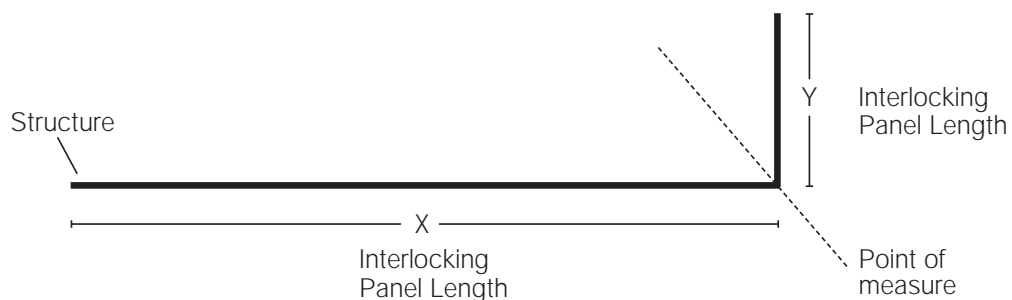
## MEASURING MITRES

1. Mitred Panels are always Stop Ended on both ends of the panels.

*\* Lead time for Mitres is 5 working days.*

2. Maximum continuous sheet length for a Mitred Panel is 4000m; one leg not to exceed 900mm.

## HOW TO MEASURE



X = \_\_\_\_\_mm (+ 27mm)

Y = \_\_\_\_\_mm (+ 27mm)

Quantity required \_\_\_\_\_

Revolution by Design will add the extra depth to the Panels; measurements required from customer is internal measurement.